

## GENERAL MEETING INFORMATION

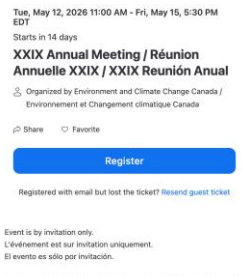
### Time and Location:

Canada will host the virtual 29<sup>th</sup> Trilateral Committee meeting from May 12-15, 2026.

### Registration:

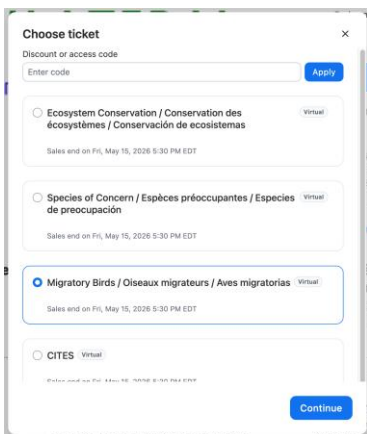
Participants (speakers and observers) must register for the Trilateral Committee meeting, unless you received an email from the ECCC technical team (via Zoom events) to register you automatically (to provide additional user rights). Please do so by visiting the Trilateral Committee website at [www.trilat.org](http://www.trilat.org) and selecting the “Register Now” button. This will bring you to the Zoom Registration Page to complete the process.

Press the “Register” Button at the upper right portion of the site.



You will be prompted to enter your email address and a verification code to proceed. An email will be sent to you with the verification code to enter.

Once verified, you'll be able to select your ticket for the event. Please select the ticket that corresponds to the working table(s) you will be participating in.



You may have received a special access code from the co-chair of your working table (the Law Enforcement working table) - this code can be entered at the top of the window.

Once the ticket is selected, press the continue button at the bottom of the window.

You will need to review your registrant information and questions to complete the registration. Once completed, press the “Confirm registration” button at the bottom.

## GENERAL MEETING INFORMATION

**Review order**

XXIX Annual Meeting / Réunion Annuelle XXIX / XXIX Reunión Anual  
Tue, May 12, 2026 11:00 AM - Fri, May 15, 5:30 PM EDT

**Ticket** [Edit ticket](#)

Migratory Birds / Oiseaux migrateurs / Aves migratorias  
Virtual

Email address \*  
creative.eco2@gmail.com

**Registrant information**

First name \*  Last name \*

**Registration questions**

Organization \*

Job title \*

Organization Type: Type d'organisation / Tipo de organización \*

Government / Gouvernement / Gobierno  
 Organization / Organisation / Organización  
 Individual / Individuel(le) / Individual  
 Other / Autre / Otro (Other)

Country of representation: Pays de représentation / País de representación \*

Canada / Canada / Canadá  
 Mexico / Mexique / México  
 United States / États-Unis / Estados Unidos

Accessibility Requirements: Exigences en matière d'accessibilité \*

Visual / Visuel / Visual  
 Auditory / Auditive / Auditiva  
 None / Aucun / Ninguno

[Confirm registration](#)

**Order summary**

1 x Migratory Birds / Ois...  
Virtual

Total:

You'll receive an email with the confirmation and access link for the event.

Be sure to register no later than **May 8, 2026**.

### Accessing the Virtual Platform:

Only registered participants will receive access to the Zoom events website Virtual Lobby for the Trilateral Committee meeting to view sessions. Sessions will be presented live in Zoom Meeting and all the functions of the Zoom platform will be visible, such as screen share and chat. Please follow the instructions below.


### Receiving the Invitation

1. Email invites: You will receive an email with the access link to join the Trilateral Committee virtual lobby after registering. This will allow you time to enter the lobby and look around.
2. You will enter the virtual lobby by pressing the “Join” button on the email.



3. Once in the lobby, you may select different tabs to view in the top right of the screen.

## GENERAL MEETING INFORMATION

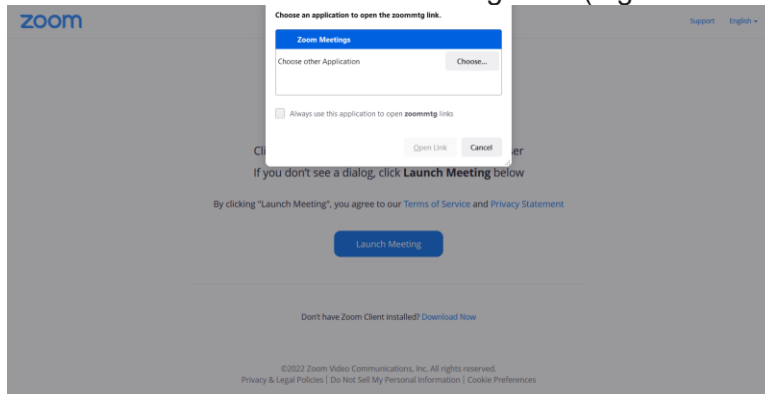


The lobby tab shows upcoming sessions that your ticket gives you access to.

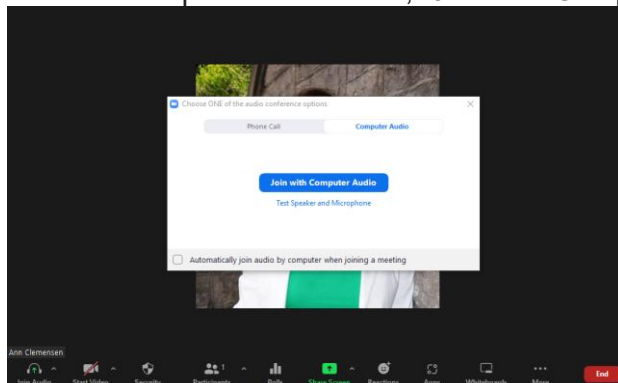
The Sessions tab shows all the sessions you have access to for the event. Clicking on them will give you more information. You may also bookmark sessions. Sessions corresponding to your ticket will already be bookmarked.

The itinerary tab will show you a calendar-style view of the week with your bookmarked sessions.

4. Once a session opens, a join button will appear next to it, allowing you to connect to the Zoom meeting. Once pressed, a new browser tab will automatically open that will allow you to join the Zoom Meeting for your working table that day. You will select “open link”. Note you do not need a Zoom account to join a meeting – you just need to be registered for the Trilateral Committee meeting. The link will provide access for the entire duration of a session or working table (e.g. for working tables, for the full day).



5. You will then proceed to select, “Join with Computer Audio”

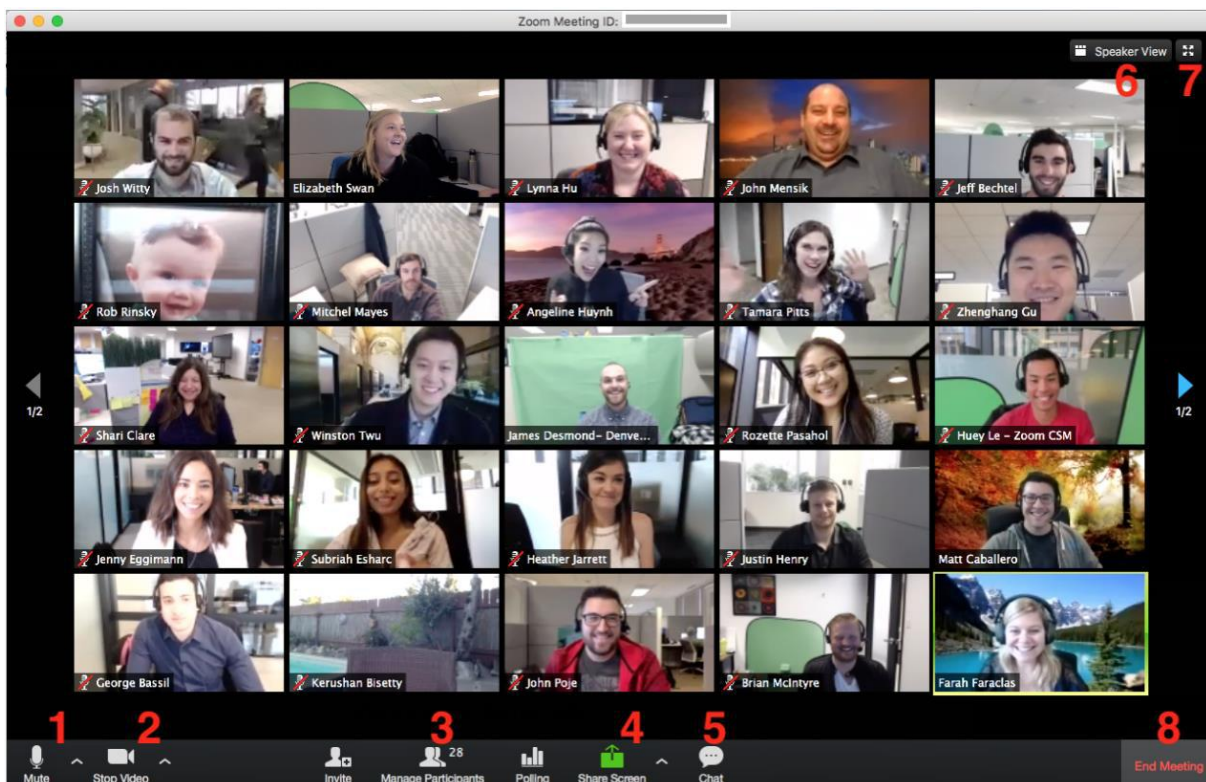


6. You will then have joined the meeting and will see other participants who have also joined.

## GENERAL MEETING INFORMATION

### Zoom Meeting Controls

- Once in Zoom Meeting, you will see the zoom control bar at the bottom of your screen, it may look similar to the image below.
- The facilitator will call upon you when it is your turn to present. You will be asked to share your PPT presentation through the [Share Screen button](#).
- When you are ready, you will need to unmute yourself and start video so people can hear and see you.
- If you require additional help on how to use these functions, please watch this video on [participant controls](#) or refer to the number functions as indexed below.
- When you are finished presenting, you will stop sharing your screen and will need to mute yourself and turn video off so you can enjoy the rest of the presentations as a viewer.



### Other Zoom controls

1. Click the microphone to mute audio. Click the ^ button to the right of the microphone icon to change other audio settings.
2. Click the camera to stop video. Click the ^ button to the right of the "Stop Video" for other video settings.
3. See the names of other people in your session. The active speaker's microphone will be green.
4. Share content. Select the entire desktop or a specific app and then click **Share** at the bottom right of that window to start sharing.
5. In-meeting chat. Allows you to send messages to others on the call – you can either send messages to 'everyone' or to one particular participant.
6. Change your video layout with options such as gallery view, which is recommended (as seen above).
7. Go full screen. Exit full screen by clicking at the top right of the screen.

## GENERAL MEETING INFORMATION

### 8. Leave the meeting.

If you wish to watch a video on how to present and share a presentation, please [view this video](#) (10 minutes)

Interpretation

### Virtual Event - Best Practices:

Here are tips to follow for the best virtual experience:

1. **Test Your Technology** – Make sure your microphone, audio camera/video, Wi-Fi and screen-sharing features (if presenting) are functioning properly.
2. **Practice speaking to the camera.** Our tendency is to look at the person on the screen. – Looking at the camera when you speak connects you with your audience.
3. **Mute yourself** – Mute your microphone or phone upon entry and when not speaking.
4. **Minimize Distractions** - Silence your phone and avoid extraneous movements.
5. **Chat feature** – Use the chat feature for comments, questions and items that come to mind but do not pertain to the immediate conversation.

### Queries:

Should you require further information with respect to the Trilateral Committee annual meeting, please contact:

CANADA Dena Cator – ECCC, CWS Email: <a href="mailto:dena.cator@ec.gc.ca">dena.cator@ec.gc.ca</a>	MEXICO Leonel Urbano or Miguel Flores Mejia - SEMARNAT Email: <a href="mailto:leonel.urbano@semarnat.gob.mx">leonel.urbano@semarnat.gob.mx</a> <a href="mailto:miguel.flores@semarnat.gob.mx">miguel.flores@semarnat.gob.mx</a>	UNITED STATES OF AMERICA Amanda Gonzales - DOI Email: <a href="mailto:amanda_gonzales@ios.doi.gov">amanda_gonzales@ios.doi.gov</a>
--	--	---

### Documentation:

Agendas, the Schedule of Events and other documentation will be available to download prior to the meeting on the Trilateral Committee website at [www.trilat.org](http://www.trilat.org).